




A NEW GENERATION OF COMPOSITE DOORS

GRiPCORE's brand-new core composition is a first for the market and promises a stronger and more thermally efficient alternative to both timber and foam-filled doors.

A traditional foam core that is fitted with horizontal timber plinths for extra rigidity, this central layer is housed between two slim aluminium panels for additional stability and thermal efficiency.

Finished with the signature GRP skins for a smooth and weather-resistant finish, GRiPCORE's new design looks as good as ever with the best hybrid core technology available right now.





1 PIR FOAM

Providing excellent thermal capabilities, far exceeding XPS foam as commonly used.

2 HDF sheets

This high-density product exceeds that of plywood providing brilliant rigidity and strength throughout.

3 Aluminium Sheet

This is a vital layer within the door construction, it adds stability to the door but also protects against moisture infiltration.

4 Exterior grade plywood

Additional sheet for door support under the GRP skin.

5 GRP Skin

The GRP skins are pressed onto the core with a unique method to ensue flawless correlation with the core.

**MORE
THERMALLY
EFFICIENT THAN
EVER BEFORE**

**Brand-new composition presents
a first to the UK**

Thanks to its one-of-a-kind hybrid material core, GRiPCORE is now more thermally efficient than ever before - rivalling the best-loved alternatives on the market right now.

The layered construction of GRiPCORE with aluminium promises reduced thermal movement that keeps heat in the home with ease, making the winter freeze less of a concern.

The strengthening wooden boxes are filled with PIR foam which provides excellent thermal capabilities.

The unique formulation creates microcells with unrivalled thermal performance and unmatched burglary resistance class.

The addition of 2 thin aluminium sheets adds an initial layer of moisture resistance, as well as added stability.

GRP skins provide a range of finishes as well as an extra layer of strength and moisture protection.

Exterior grade plywood

PIR Foam

HDF Plywood

Aluminium Sheet

Complete slabs finished
with GRP skins



VISUALISE YOUR DREAM DOOR IN REALITY

Thanks to modern AR technology, we're now able to let you see some of our hero designs in your own home with just the scan of a QR code.

Throughout this brochure, you'll see QR codes next to some of our favourite door designs. All you need to do is scan this and you'll be able to see this door in your own home, so hover your phone over the desired doorway and see what you think of the design in place.

Scan the QR code below to head to the website to explore them all.



View our
hero doors





FEATURED COLOURS



Black



Anthracite Grey



Slate




Agate Grey



White




Chartwell Green



Red



Green



Blue



RAL 8022



RAL 4010



RAL 1023



RAL DESIGN 110 7070



RAL 1003



RAL 2001



PAiNT allows us to colour match any RAL, RAL DESIGN or BS colour and any other popular paint brands.





RAL 3015



RAL 6021



RAL DESIGN 250 70 25



RAL DESIGN 230 7015



RAL DESIGN 320 7015



RAL 7032



RAL 1015



RAL 9010



RAL 9001




RAL 7046




RAL 7001




RAL 4007




RAL 6033




PATiNA*



Mocha



Stone Grey



Alaskan Birch

*PATiNA only available for the Monza II door range.

DOOR SERIES

GRIPCORE SERIES

GRiPCORE is available in 3 style ranges, allowing you to design a focal point for the home that really tells a story.



DESIGNER

Looking for something with a modern and premium aesthetic? Our Designer collection features stunning models including the smooth-finished Links and ever-popular Monza II.



CONTEMPORARY

Create an entrance that stands out from the rest of the street with our eye-catching Contemporary range. Bursting with intricate and architectural designs, the Contemporary collection allows for personality to shine through.

TRADITIONAL

Our Traditional collections boasts a selection of designs that are guaranteed to last the test of time. Classic, high-quality finishes that can feature stunning woodgrain detail and can be given a modern twist with our range of glass.





MONZA II

Door Style: **Black Inox Nice**

Colour: **RAL 1023**

Glass: **Space**



EXPERIENCE DOOR PERFECTION



DESIGNER SERIES

MONZA II COLLECTION

A best-seller from our Designer range, the Monza II is a modern spectacle with stunning linear etched detailing. Customise this design with a series of glazing options or keep it simple with our solid door option.

Augusta Long Centre

Finish: **Linear Etched Detailing**

Colour: **Alaskan Birch Patina**

Glass: **Etch Lines**



Scan here to see
the Monza II AR

CHOSEN FOR YOU

Personalise your Monza II with our range of glass and paint to create a bespoke design that will continue to be a talking point for years to come.



Augusta Centre

Colour: **RAL 6021**

Glass: **Graphite**



Square 4

Colour: **Slate**

Glass: **Louisiana**



Oakmont

Colour: **Black**

Glass: **Skyline**



Solid

Colour: **Blue**

"DESIGN IS INTELLIGENCE MADE VISIBLE"

ALINA WHEELER



Augusta Left

Colour: **RAL 3015**

Glass: **Lotus**



Black Inox Monaco

Colour: **Stone Grey Patina**

Glass: **Graphite**



Square 4 Left

Colour: **RAL DESIGN 230 7015**

Glass: **Trinity**



Black Inox Nice

Colour: **Agate Grey**

Glass: **Space**



Augusta Long Left

Colour: **Anthracite Grey**

Glass: **Louisiana**



Augusta Centre

Colour: **RAL 2001**

Glass: **Quantum**

COLOURS AND GLAZING

Add personality to every GRiPCORE door with our collection of glazing and paint.
Explore 1000s of combinations to create the perfect finish for each entrance.

Featured Glazing



Clear or Satin



Etch Lines



Graphite




Lotus



Louisiana



Quantum



Skyline



Space



Trinity



Victorian Border

For full glass availability, please view
the availability chart on page 66.


Featured Colours



Agate Grey



Anthracite Grey




Slate



Black




Blue



Green



RAL 3015



RAL DESIGN 230 7015



RAL 6021




RAL 2001




RAL 1023


Patina



Alaskan Birch



Mocha



Stone Grey



PAiNT allows us to colour match anything.
With our high-performance paint technology
we can offer any colour door you desire.

Door colours shown in this brochure should be used for guidance only. We have made every effort to match the colour and stain you see in the brochure, so it's as close as possible to our paint when applied to the doors. Due to the nature of the products it is applied to, there is sometimes a difference between them which we cannot avoid. The colour, intensity and sheen level may differ from the paper print version and we do not accept liability for this for whatever reason. To ensure that right colour for your door, we recommend requesting a colour booklet of our named colours and using an official RAL booklet for any RAL colour.



Door Style: **Square 4 Centre**

Colour: **Green**

Glass: **Louisiana**

Door Style: **Augusta Long**
Colour: **Alaskan Birch**
Glass: **Etched Lines**

MONZA II





Door Style: **Augusta Right**
Colour: **White**
Glass: **Graphite**



Door Style: **Oakmont**
Colour: **Agate Grey**
Glass: **Victorian Border**



LINKS

Door Style: **Augusta Right**
Colour: **Agate Grey**
Glass: **Graphite**





STYLING LIKE
NO OTHER

LINKS



DESIGNER SERIES

LINKS COLLECTION

The Links range boasts the smoothest finish of all our GRiPCORE styles.

A seamless design with endless personalisation possibilities, make a Links your own dream door.

Augusta Left

Finish: **Links**

Colour: **Agate Grey**

Glass: **Graphite**



Scan here to see
the Links AR

CHOSEN FOR YOU

Designed to replicate the aesthetic of an aluminium door, explore our collection of sleek Links doors with a range of glazing designs available.



Augusta Long Left

Colour: **RAL 7046**

Glass: **Tectronic**



Black Inox Nice

Colour: **RAL 9010**

Glass: **Cubic**



Steel Inox Barcelona

Colour: **Anthracite Grey**

Glass: **Satin**



Oakmont

Colour: **Black**

Glass: **Victorian Border**

"MAKE IT SIMPLE, BUT SIGNIFICANT"

DON DRAPER



Square 4

Colour: **Blue**
Glass: **Louisiana**



Oakmont

Colour: **RAL DESIGN 250 70 25**
Glass: **Skyline**



Augusta Centre

Colour: **White**
Glass: **Deco**



Augusta Long Left

Colour: **Chartwell Green**
Glass: **Victorian Border**



Steel Inox Nice

Colour: **Slate**
Glass: **Graphite**



Black Inox Barcelona

Colour: **RAL DESIGN 110 7070**
Glass: **Halo**

COLOURS AND GLAZING

Add personality to every GRiPCORE door with our collection of glazing and paint.
Explore 1000s of combinations to create the perfect finish for each entrance.

Featured Glazing



Clear or Satin



Cubic



Deco



Graphite



Halo



Louisiana



Skyline



Tectronic



Victorian Border

For full glass availability, please view
the availability chart on page 66.

Featured Colours




White



Agate Grey



Blue



Black



Anthracite Grey



Slate



Chartwell Green



RAL DESIGN 250 70 25



RAL 7046



RAL 9010



RAL 1015



RAL DESIGN 110 7070



PAiNT allows us to colour match anything.
With our high-performance paint technology
we can offer any colour door you desire.

Door colours shown in this brochure should be used for guidance only. We have made every effort to match the colour and stain you see in the brochure, so it's as close as possible to our paint when applied to the doors. Due to the nature of the products it is applied to, there is sometimes a difference between them which we cannot avoid. The colour, intensity and sheen level may differ from the paper print version and we do not accept liability for this for whatever reason. To ensure that right colour for your door, we recommend requesting a colour booklet of our named colours and using an official RAL booklet for any RAL colour.



Door Style: **Augusta Long**

Colour: **Agate Grey**

Glass: **Tectronic**



Door Style: **Oakmont**
Colour: **Black**
Glass: **Victorian Border**



Door Style: **Black Inox Nice**

Colour: **RAL 1015**

Glass: **Space**



Door Style: **Black Inox Barcelona**

Colour: **Anthracite Grey**

Glass: **Tokyo**



FLUSH

Door Style: Chantilly
Colour: RAL 3015
Glass: Artemis



FLUSH



CONTEMPORARY SERIES

FLUSH COLLECTION


A sleek and timeless design, our Flush collection is a smooth finish with a subtle wood-grain look. Available as a solid door or with a range of glazing designs.

Vilamoura Flush

Finish: **Flush**

Colour: **RAL 7032**

Glass: **Birchwood**



Scan here to see
the Flush AR

CHOSEN FOR YOU

Explore our range of glazing and paint options available with the Flush collection to personalise this contemporary style to suit any home.



Seminole 4 Centre

Colour: **Blue**
Glass: **Louisiana**



Augusta Centre

Colour: **Slate**
Glass: **Satin**



Steel Inox Lyon

Colour: **Agate Grey**
Glass: **Graphite**



Chantilly

Colour: **RAL 3015**
Glass: **Artemis**

"THERE IS LUXURY IN SIMPLICITY"


JIL SANDER

FLUSH



Vilamoura

Colour: **Black**
Glass: **Metropolis**



Oakmont

Colour: **RAL 8022**
Glass: **Belgravia**



Seminole 4 Centre

Colour: **RAL 6021**
Glass: **Tectronic**



Augusta

Colour: **RAL 9001**
Glass: **Lotus**



Black Inox Nice

Colour: **RAL DESIGN 230 7015**
Glass: **Graphite**



Augusta Long Centre

Colour: **RAL 2001**
Glass: **Trinity**

COLOURS AND GLAZING

Add personality to every GRIPCORE door with our collection of glazing and paint.
Explore 1000s of combinations to create the perfect finish for each entrance.

Featured Glazing



Artemis



Belgravia



Birchwood



Clear or Satin



Graphite



Lotus



Louisiana



Metropolis



Tectronic



Trinity

For full glass availability, please view
the availability chart on page 66.

Featured Colours




Agate Grey



Black



RAL 8022



Blue



Chartwell Green



Slate



RAL DESIGN 230 7015



RAL 6021



RAL 2001



RAL 9001



RAL 3015



RAL 7032



PAiNT allows us to colour match anything.
With our high-performance paint technology
we can offer any colour door you desire.

Door colours shown in this brochure should be used for guidance only. We have made every effort to match the colour and stain you see in the brochure, so it's as close as possible to our paint when applied to the doors. Due to the nature of the products it is applied to, there is sometimes a difference between them which we cannot avoid. The colour, intensity and sheen level may differ from the paper print version and we do not accept liability for this for whatever reason. To ensure that right colour for your door, we recommend requesting a colour booklet of our named colours and using an official RAL booklet for any RAL colour.

FLUSH



Door Style: **Seminole 4**

Colour: **Blue**

Glass: **Louisiana**



Door Style: **Inox Lyon**
 Colour: **Agate Grey**
 Glass: **Graphite**

FLUSH



Door Style: **Vilamoura**
Colour: **RAL 1015**
Glass: **Birchwood**

FLUSH



Door Style: **Augusta Centre**
Colour: **Anthracite Grey**
Glass: **Satin**



PANELLED

Door Style: Carnoustie

Colour: RAL 7001

Glass: Metropolis



PANELLED



TRADITIONAL SERIES

PANELLED COLLECTION

A design that promises to stay in style for generations to come, our traditional panelled collection is a classic with so much potential.

Carnoustie

Finish: **Panelled**

Colour: **Agate Grey**

Glass: **Metropolis**



Scan here to see
the Panelled AR

CHOSEN FOR YOU

Personalise your panelled door with our range of simple and intricate glazing options and 100s of colour options to create the perfect finish for every home.



Lytham

Colour: **Anthracite Grey**
Glass: **Louisiana**



Troon

Colour: **RAL 6033**
Glass: **Artemis**



Turnberry Grid

Colour: **RAL 7046**
Glass: **Optimal**



Pinehurst

Colour: **Blue**
Glass: **Cubic**

"GOOD DESIGN DOESN'T DATE"

HARRY SEIDLER

PANELLED



Portrush

Colour: **Black**

Glass: **Peak**



Lytham 4 Grid

Colour: **RAL 6021**

Glass: **Optimal**



Muirfield

Colour: **Red**


Glass: **Louisiana**



Troon

Colour: **RAL DESIGN 320 7015**

Glass: **Tectronic**



Carnoustie

Colour: **RAL 4007**

Glass: **Astoria**



Turnberry

Colour: **RAL 1003**

Glass: **Victorian Border**

COLOURS AND GLAZING

Add personality to every GRiPCORE door with our collection of glazing and paint.
Explore 1000s of combinations to create the perfect finish for each entrance.

Featured Glazing



Artemis



Astoria



Clear or Satin



Cubic



Louisiana



Metropolis



Optimal



Peak




Tectronic



Victorian Border

For full glass availability, please view
the availability chart on page 66.

Featured Colours



Black



Anthracite Grey




RAL 7046



Agate Grey



Blue



Red




RAL 6021



RAL DESIGN 320 7015



RAL 1003



RAL 6033



RAL 4007



PAiNT allows us to colour match anything.
With our high-performance paint technology
we can offer any colour door you desire.

Door colours shown in this brochure should be used for guidance only. We have made every effort to match the colour and stain you see in the brochure, so it's as close as possible to our paint when applied to the doors. Due to the nature of the products it is applied to, there is sometimes a difference between them which we cannot avoid. The colour, intensity and sheen level may differ from the paper print version and we do not accept liability for this for whatever reason. To ensure that right colour for your door, we recommend requesting a colour booklet of our named colours and using an official RAL booklet for any RAL colour.

PANELLED



Door Style: **Lytham**
Colour: **Anthracite Grey**
Glass: **Louisiana**



Door Style: **Riviera**
Colour: **RAL DESIGN 250 70 25**
Glass: **Artemis**

PANELLED



Door Style: **Troon**
Colour: **Agate Grey**
Glass: **Louisiana**



Door Style: **Turnberry**
Colour: **RAL 8022**
Glass: **Optimal**



FARMHOUSE

Door Style: Sunningdale
Colour: RAL 4007
Glass: Hive



A FRESH TAKE
ON CLASSIC
LOOKS



TRADITIONAL SERIES

FARMHOUSE
COLLECTION

The ultimate country classic, our Farmhouse collection is an ever-popular design from our Traditional range that can be customised to almost one-of-a-kind with our range of glazing and paint.

Sunningdale

Available as stable door

Finish: **Farmhouse**

Colour: **RAL 4007**

Glass: **Hive**



Scan here to see the
Farmhouse d AR

CHOSEN FOR YOU

Go big with bold glazing and paint or keep things simple with more subtle choices, whatever feels right to personalise your brand-new Farmhouse door.



Belfry

Available as stable door

Colour: **Chartwell Green**

Glass: **Cubic**



Chantilly

Colour: **Anthracite Grey**

Glass: **Birchwood**



Pevero Square

Available as stable door

Colour: **RAL 7032**

Glass: **Graphite**



Merion

Available as stable door

Colour: **White**

Glass: **Victorian Border**

"THE BUILDING'S IDENTITY RESIDED IN
THE ORNAMENT"

LOUIS SULLIVAN

FARMHOUSE



Belfry 3

Colour: **Slate**
Glass: **Louisiana**



Merion Grid

Colour: **Agate Grey**
Glass: **4 Bevel Square**




Pevero

Colour: **RAL 6033**
Glass: **Trinity**



Chantilly

Colour: **RAL 4010**
Glass: **Stardrop**



Belfry

Colour: **Blue**
Glass: **Victorian Border**



Sunningdale

Colour: **RAL 250 70 25**
Glass: **Louisiana**

COLOURS AND GLAZING

Add personality to every GRIPCORE door with our collection of glazing and paint. Explore 1000s of combinations to create the perfect finish for each entrance.

Featured Glazing



4 Bevel Square



Birchwood



Cubic



Graphite



Hive



Louisiana



Stardrop



Trinity




Victorian Border

For full glass availability, please view the availability chart on page 66.

Featured Colours



Agate Grey



Blue



Chartwell Green



Anthracite Grey




Slate




White




RAL 7032



RAL 4007



RAL 250 70 25



RAL 6033



RAL 4010



PAiNT allows us to colour match anything. With our high-performance paint technology we can offer any colour door you desire.

Door colours shown in this brochure should be used for guidance only. We have made every effort to match the colour and stain you see in the brochure, so it's as close as possible to our paint when applied to the doors. Due to the nature of the products it is applied to, there is sometimes a difference between them which we cannot avoid. The colour, intensity and sheen level may differ from the paper print version and we do not accept liability for this for whatever reason. To ensure that right colour for your door, we recommend requesting a colour booklet of our named colours and using an official RAL booklet for any RAL colour.

FARMHOUSE



Door Style: **Belfry**
Colour: **Chartwell Green**
Glass: **Cubic**



Door Style: **Pevero**
Colour: **RAL 7032**
Glass: **Graphite**

FARMHOUSE



Door Style: Merion
Colour: White
Glass: Victorian Border



Door Style: **Sunningdale**

Colour: **RAL 8022**

Glass: **Graphite**



STABLE DOOR

Door Style: Sunningdale Stable

Colour: White

Glass: Satin



STABLE DOOR



Belfry

Colour: **RAL 9010**

Glass: **Cubic**



Pevero

Colour: **RAL 7046**

Glass: **Louisiana**



Merion

Colour: **Chartwell Green**

Glass: **Artemis**



Sunningdale

Colour: **RAL 3015**

Glass: **Belgravia**



Merion 4Grid

Colour: **White**

Glass: **4 Bevel Square**



Farmhouse Solid

Colour: **RAL DESIGN 250 70 25**

COLOURS AND GLAZING

Add personality to every GRIPCORE door with our collection of glazing and paint.
Explore 1000s of combinations to create the perfect finish for each entrance.

Featured Glazing



4 Bevel Square



Artemis



Belgravia



Clear or Satin



Cubic



Louisiana



Victorian Border

For full glass availability, please view
the availability chart on page 66.

Featured Colours



RAL 7046



Chartwell Green



White



RAL DESIGN 250 70 25



RAL 9010



RAL 3015



PAiNT allows us to colour match anything.
With our high-performance paint technology
we can offer any colour door you desire.

Door colours shown in this brochure should be used for guidance only. We have made every effort to match the colour and stain you see in the brochure, so it's as close as possible to our paint when applied to the doors. Due to the nature of the products it is applied to, there is sometimes a difference between them which we cannot avoid. The colour, intensity and sheen level may differ from the paper print version and we do not accept liability for this for whatever reason. To ensure that right colour for your door, we recommend requesting a colour booklet of our named colours and using an official RAL booklet for any RAL colour.

GLASS AVAILABILITY

Our multitude of decorative glass designs and options, paired with a wide range of door styles, enables you to personalise your door effortlessly.

	MONZA										LINKS					FLUSH				
	Monza II Augusta Long Centre, Left, Right	Monza II Augusta Centre, Left, Right	Monza II Square 4 Centre, Left, Right	Monza II Oakmont	Monza II Inox Monaco	Monza II Inox Nice	Links Augusta Long Centre, Left, Right	Links Augusta Long Centre, Left, Right	Links Square 4 Centre, Left, Right	Links Oakmont	Links Inox Monaco	Links Inox Nice	Links Inox Barcelona	Flush Augusta Long Centre, Left, Right	Flush Augusta Centre, Left, Right	Flush Oakmont	Monza II Inox Nice	Flush Inox Barcelona		
4 Bevel Square			●						●											
Artemis	●	●	●				●	●	●					●	●					
Astoria																				
Belgravia			●	●					●	●						●				
Birchwood																				
Clear	●	●	●	●	●	●	●	●	●	●	●	●	●	●	●	●	●	●		
Cubic			●	●	●	●			●	●	●	●				●	●			
Deco	●	●					●	●						●	●					
Etch Lines	●	●					●	●						●	●					
Graphite	●	●	●		●	●	●	●	●		●	●		●	●		●			
Halo													●					●		
Hive																				
Lotus	●	●		●			●	●		●				●	●	●				
Louisiana	●		●				●		●					●						
Metropolis			●					●												
Optimal																				
Peak																				
Quantum	●	●			●		●	●			●			●	●					
Satin	●	●	●	●	●	●	●	●	●	●	●	●	●	●	●	●	●	●		
Skyline				●		●				●		●				●	●			
Space			●			●			●			●					●			
Stardrop																				
Tectronic	●			●			●			●				●		●				
Tokyo													●					●		
Trinity	●		●			●	●		●			●		●			●			
Victorian Border	●	●	●	●			●	●	●	●				●	●	●				



GLAZiNG

	FLUSH				PANELLED										FARMHOUSE *					
	Flush Chantilly	Flush Vilamoura	Seminole 3, 4, 5	Flush Inox Lyon	Carnoustie	Lytham	Lytham 4 Grid	Troon	Turnberry	Turnberry Grid	Pinehurst	Portrush	Muirfield	Riviera	Farmhouse Sunningdale	Farmhouse Belfry 1 + 3	Farmhouse Pevero Square	Farmhouse Merion	Farmhouse Merion Grid	Farmhouse Chantilly
4 Bevel Square											●					●	●	●	●	
Artemis	●	●	●		●			●			●	●	●	●	●	●	●	●		●
Astoria					●															
Belgravia		●	●		●			●			●		●		●	●	●	●		
Birchwood	●	●	●		●			●				●	●	●	●					●
Clear	●	●	●	●	●	●		●	●		●	●	●	●	●	●	●	●		●
Cubic		●	●	●	●						●		●			●	●			
Deco																				
Etch Lines																				
Graphite		●	●	●	●						●				●	●	●			
Halo																				
Hive															●					
Lotus																				
Louisiana		●	●		●	●		●			●		●		●	●	●	●		
Metropolis		●	●		●	●		●					●		●					
Optimal							●			●									●	
Peak												●								●
Quantum																				
Satin	●	●	●	●	●	●	●	●	●	●	●	●	●	●	●	●	●	●	●	●
Skyline				●																
Space											●					●	●			
Stardrop	●						●							●	●					●
Tectronic		●	●		●			●					●							
Tokyo																				
Trinity				●							●					●	●			
Victorian Border	●	●	●		●	●		●	●		●	●	●	●	●	●	●	●		

*Glass availability the same for the Stable Door version of this style NOT including Belfry 3 and Chantilly.



All images portrayed in this brochure should not be reproduced without specific written permission from the original owner of the artwork. Images, designs and colours are for illustrative purposes only and may differ when manufactured. We reserve the right to amend or withdraw any products within this brochure without prior notice. Door colours shown in this brochure should be used for guidance only. We have made every effort to match the colour and stain you see in the brochure so it's as close as possible to our paint when applied to the doors. Due to the nature of the product it is applied to, there is sometimes a difference between them which we cannot avoid. The colour, intensity and sheen level may differ from the paper print version and we do not accept any liability for this for whatever reason. To ensure that you are getting the right colour on your door, you can request a colour booklet.

Copyright © 2025