



COMPOSITE DOOR COLLECTION



3 Square, Grey, Clear Glass

CLASSIC MOULDED DOORS

Page 12	Page 14	Page 15	Page 16	Page 18	Page 19	Page 20	Page 22
Page 23	Page 24	Page 25	Page 26	Page 27	Page 47	Page 47	

COTTAGE DOORS

Page 30	Page 32	Page 33	Page 34	Page 36	Page 36	Page 37
Page 38	Page 40	Page 41	Page 42	Page 44	Page 46	Page 47

FLUSH GRAINED DOORS

Page 30	Page 32	Page 44	Page 42	Page 34	Page 36	Page 46	Page 37	Page 38	Page 47

Don't compromise, go composite

We don't believe in compromising on quality. We've brought together materials to give you the very best in strength, easy maintenance, security, and weather resistance. Oh – and great looks as well.

Behind the Door-Stop name, you'll find the latest technology and design in doors. When you're indoors you'll enjoy loads of style, strength and security.

With a host of customisable options to choose from across colour palette, glazing, ironmongery and security, these elegant doors provide the strength and beauty to make a bold statement, whatever your property style.



We don't make anything else

Door-Stop have been a pioneer in the composite door industry since 2008, setting standards in quality and innovation. Unlike some other manufacturers we were the first company solely dedicated to crafting composite doors - we've never made anything else.

This laser focus allowed us to revolutionise the industry, introducing innovations like reglazeable cassettes, colour-matched weather bars and providing Energy Rating certificates before they were mandatory.

Today as part of the Masonite Group, our legacy of customer satisfaction endures, carrying forward our extensive experience and unwavering commitment to excellence.






FEATURES

Colour Matched Weather Bars



We believe the entirety of the door should match your chosen colour. Therefore we only offer colour matched weather bars, designed specifically to match your new entrance door.

Unique Reglazeable Cassettes



Reglazeable Cassette; our patented reglazeable cassettes mean the glass can be swapped out or replaced without the need to replace the entire door.

PVC Edgebanded To Complete Your Door



Every sight-line of your door is considered. On the hinge edge of all doors, we apply a grained trim and then countersink the hinges for a perfect, flush finish. All Genuine Door-Stop doors carry an official stamp on the hinge edge near the bottom of the door.

Internal Colour Choices






















We understand the importance of matching the interior side of your new door to your colour scheme. That's why we offer doors with a separate interior colour to the exterior.










Colour Options

The doors in our collection are available in a diverse range of colours (both sides) to suit the character of your home.
Please note: if you select a wood-grain colour on both sides of your door, this will only be available in certain door styles.

Door Colours

				
Red	Poppy Red (High Gloss)	Duck Egg Blue	Blue	Pastel Blue
				
Turquoise Blue	Purple Violet	White	Cream	Pebble Grey
				
Agate Grey	Grey	Black Brown	Black	Green
				
Fern Green	Chartwell Green	Darkwood	Oak	

Frame Colours

								
White	Whitegrain	Mahogany	Cherrywood	Oak	Black Brown	Chartwell Green	Cream	Grey





Timeless, Classic Designs

Our selection of Traditional door styles offer both expressive style and enduring performance.

With a host of customisable options to choose from across colour palette, glazing, ironmongery and security, these elegant doors provide the strength and beauty to make a bold statement, whatever your property style.



Page 12



Page 14



Page 15



Page 16



Page 18



Page 19



Page 20



Page 22



Page 23



Page 24



Page 25



Page 26



Page 27



Page 47



Page 47

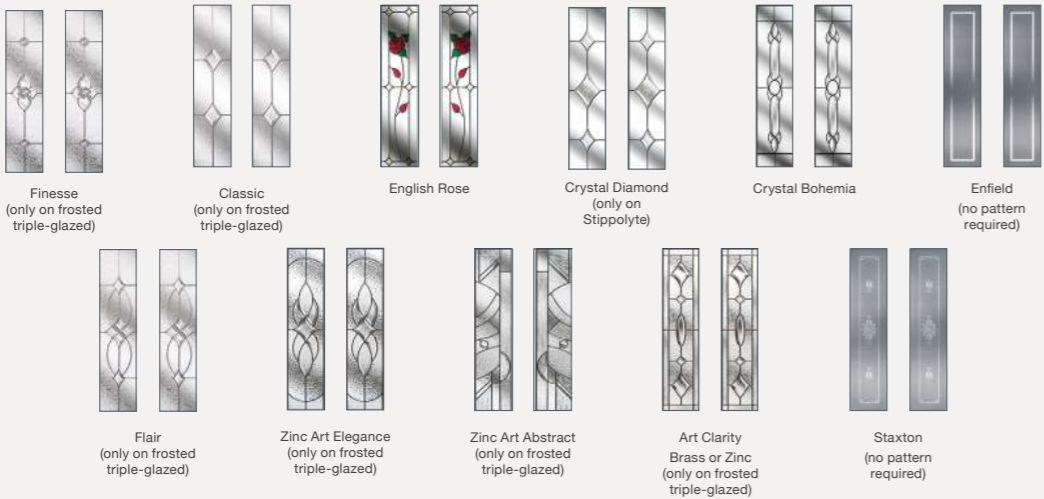
2 Panel 2 Square



Colours



Glass Designs



2 Panel 2 Square, White, Flair Glass

2 Panel 2 Arch



Colours



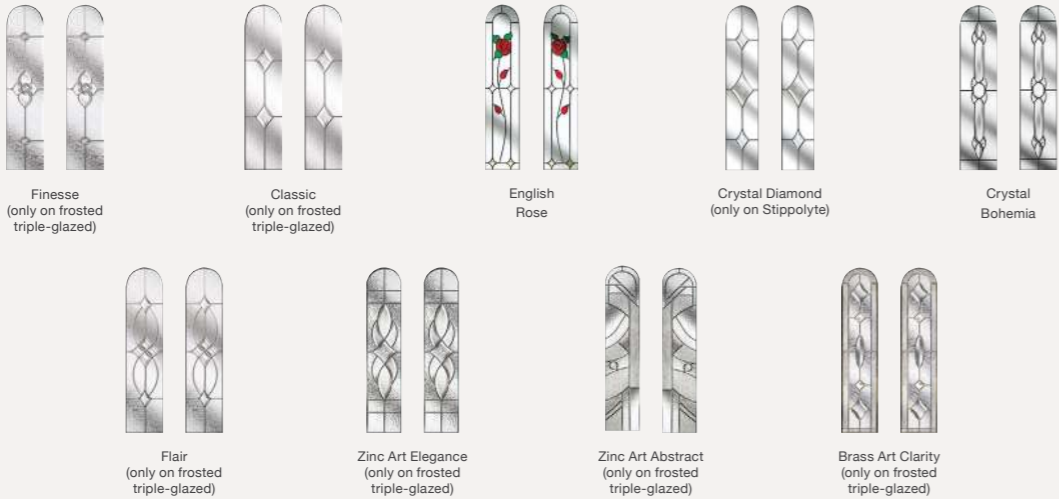
2 Panel 2 Angle



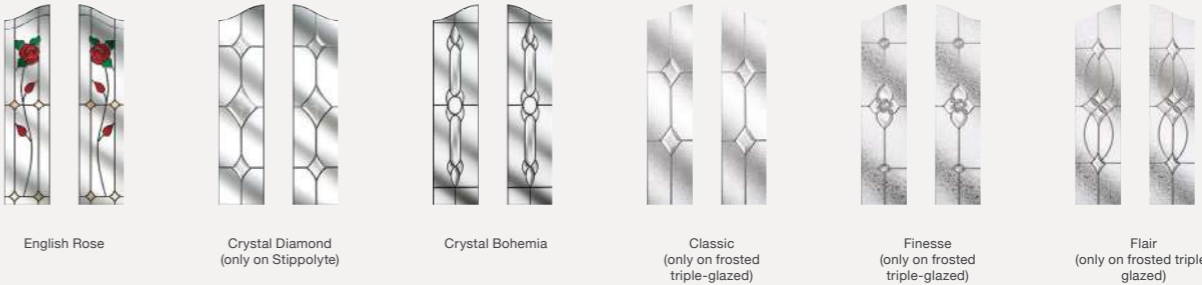
Colours



Glass Designs



Glass Designs





3 Panel 1 Square, Chartwell Green, Dorchester Glass

3 panel 1 square





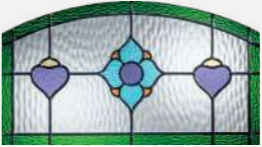



Colours

						
Red	Poppy Red (High Gloss)	Duck Egg Blue	Blue	Pastel Blue	Turquoise Blue	Purple Violet
						
White	Cream	Pebble Grey	Agate Grey	Grey	Black Brown	Black
						
Green	Fern Green	Chartwell Green				



Glass Designs

 <p>Simplicity Brass or Zinc (Stippolyte, Satin and Minster only)</p>	 <p>Reflections (Stippolyte and Satin only)</p>	 <p>Prairie (Stippolyte and Satin only)</p>
 <p>Kensington (Satin only)</p>	 <p>Dorchester (Minster only)</p>	 <p>Caledonian Rose (Satin only)</p>

2 Panel 1 Square



Colours



2 Panel 1 Arch



Colours



Glass Designs



Crystal Diamond
(only on Stippolyte)



Crystal Harmony
Blue, Green, Red or Frost



English Rose



Enfield
(no pattern required)



Brass Art Clarity
(only on frosted triple-glazed)



Zinc Art Elegance
(only on frosted triple-glazed)



Zinc Art Abstract
(only on frosted triple-glazed)



Staxton
(no pattern required)

Glass Designs



Crystal Harmony
Blue, Green, Red or Frost



Crystal Eternity
(only on Stippolyte)



English Rose



Enfield
(no pattern required)



Brass Art Clarity
(only on frosted triple-glazed)



Zinc Art Elegance
(only on frosted triple-glazed)



Zinc Art Abstract
(only on frosted triple-glazed)



Staxton
(no pattern required)

2 Panel 1 Grill



Colours



Glass Patterns



2 Panel 1 Grill, Blue Internal Colour, Clear Glass

2 Panel Sunburst



Colours



4 Panel 1 Arch



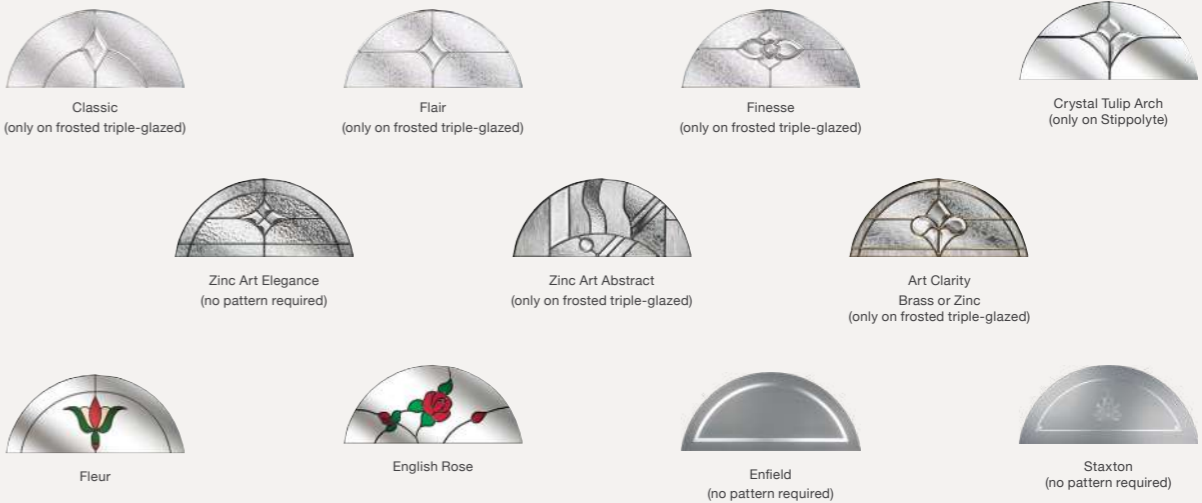
Colours



Glass Patterns



Glass Designs



2 Panel 4 Square



Colours



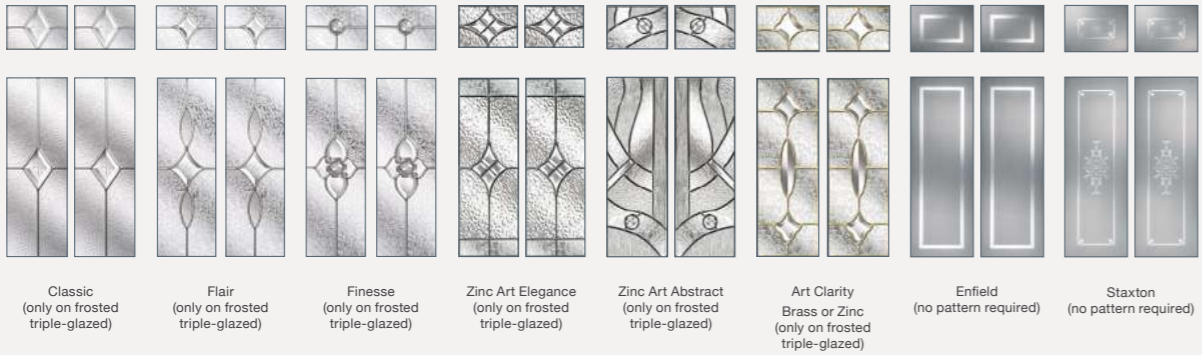
4 Panel 2 Square



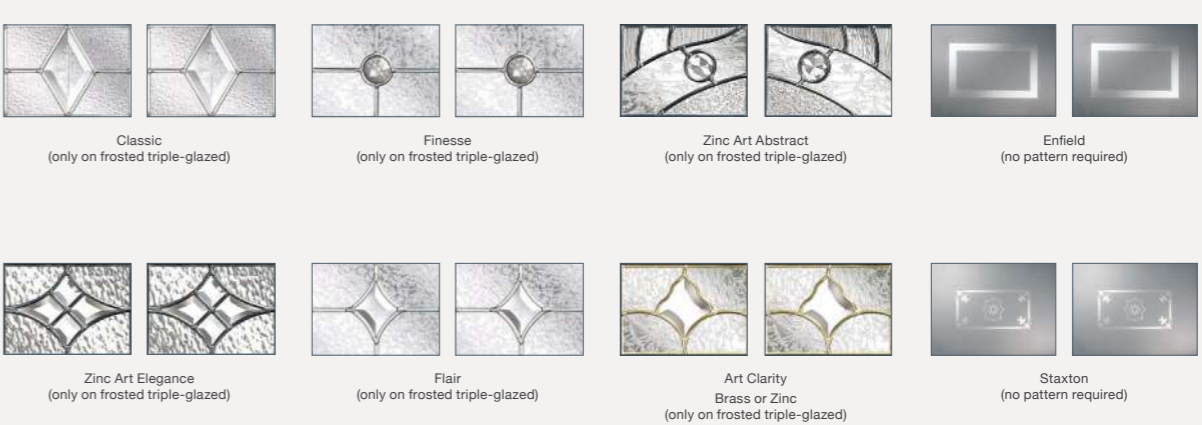
Colours



Glass Designs



Glass Designs



2 Panel 2 Square 1 Arch



Colours

Red	Poppy Red (High Gloss)	Duck Egg Blue	Blue	Pastel Blue	Turquoise Blue	Purple Violet
White	Cream	Pebble Grey	Agate Grey	Grey	Black Brown	Black
Green	Fern Green	Chartwell Green	Darkwood	Oak		



4 Panel Sunburst



Colours

Red	Poppy Red (High Gloss)	Duck Egg Blue	Blue	Pastel Blue	Turquoise Blue	Purple Violet
White	Cream	Pebble Grey	Agate Grey	Grey	Black Brown	Black
Green	Fern Green	Chartwell Green	Darkwood	Oak		



Glass Designs

Crystal Diamond (only on Stippolyte)	Classic (only on frosted triple-glazed)	Finesse (only on frosted triple-glazed)	Flair (only on frosted triple-glazed)	Enfield (no pattern required)
Crystal Tulip Arch (only on Stippolyte)	Zinc Art Elegance (only on frosted triple-glazed)	Zinc Art Abstract (only on frosted triple-glazed)	Art Clarity Brass or Zinc (only on frosted triple-glazed)	Staxton (no pattern required)

Glass Patterns

Clear	Stippolyte™	Cotswold™	Chantilly™	Digital™	Flemish™	Charcoal Sticks™	Florielle™	Oak™
Satin	Autumn™	Minster™	Everglade™	Mayflower™	Contora™	Taffeta™	Pelerine™	Warwick™



CONTEMPORARY DOORS

Elegant, Modern Designs

This collection of modern doors are inspired by contemporary, minimalist stylings. Boasting an array of glazing options, from abstract to art deco influences.

This family of doors couples well with modern architecture, or as a contrast to more traditional properties.

COTTAGE DOORS



Page 30



Page 32



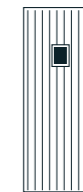
Page 33



Page 34



Page 36



Page 36



Page 37



Page 38



Page 40



Page 41




Page 42



Page 44



Page 46



Page 47

FLUSH GRAINED DOORS



Page 30



Page 32



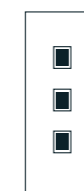
Page 44



Page 42



Page 34



Page 36




Page 46



Page 37



Page 38



Page 47



Diamond, Duck Egg Blue, Florielle™ Glass

Diamond



Colours



Glass Patterns



1 Square



Colours



Curve



Colours

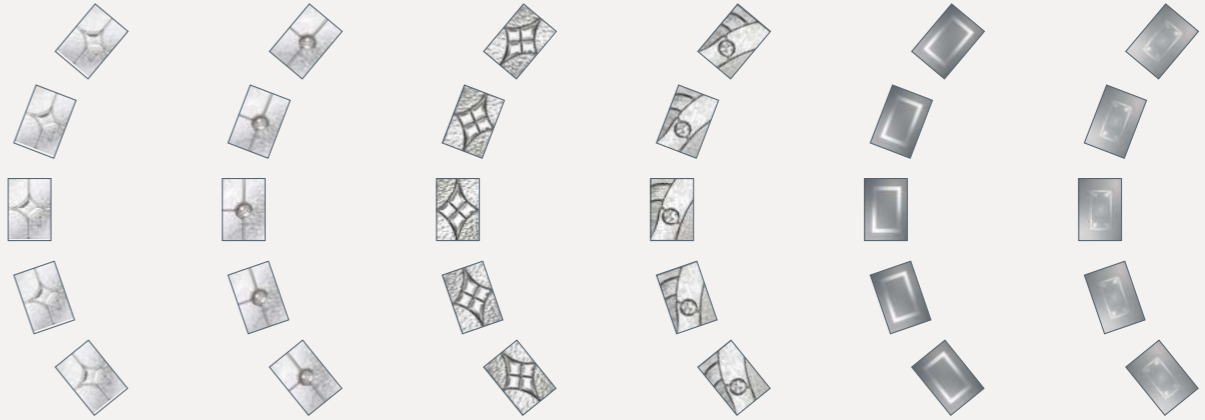


Glass Designs



Zinc Art Abstract (only on frosted triple-glazed)
Art Clarity Brass or Zinc (only on frosted triple-glazed)
Crystal Diamond (only on Stippolyte)
Enfield (no pattern required)
Staxton (no pattern required)
Flair (only on frosted triple-glazed)
Finesse (only on frosted triple-glazed)

Glass Designs



Flair (only on frosted triple-glazed)
Finesse (only on frosted triple-glazed)
Zinc Art Elegance (only on frosted triple-glazed)
Zinc Art Abstract (only on frosted triple-glazed)
Enfield (no pattern required)
Staxton (no pattern required)

3 Diamond



Colours



Glass Patterns



3 Diamond, Chartwell Green, Stippolyte™ Glass

3 Square & High Square



Colours

Red	Poppy Red (High Gloss)	Duck Egg Blue	Blue	Pastel Blue	Turquoise Blue	Purple Violet
White	Cream	Pebble Grey	Agate Grey	Grey	Black Brown	Black
Green	Fern Green	Chartwell Green	Darkwood	Oak		



Twin Side



Colours

Red	Poppy Red (High Gloss)	Duck Egg Blue	Blue	Pastel Blue	Turquoise Blue	Purple Violet
White	Cream	Pebble Grey	Agate Grey	Grey	Black Brown	Black
Green	Fern Green	Chartwell Green	Darkwood	Oak		



Glass Designs

Flair (only on frosted triple-glazed)	Finesse (only on frosted triple-glazed)	Zinc Art Elegance (only on frosted triple-glazed)	Zinc Art Abstract (only on frosted triple-glazed)	Enfield (no pattern required)	Staxton (no pattern required)

Glass Designs

Crystal Diamond (only on Stippolyte)	Zinc Art Elegance (only on frosted triple-glazed)	Classic (only on frosted triple-glazed)	Finesse (only on frosted triple-glazed)	Flair (only on frosted triple-glazed)	Zinc Art Abstract (only on frosted triple-glazed)	Art Clarity Brass or Zinc (only on frosted triple-glazed)	Enfield (no pattern required)	Staxton (no pattern required)




4 Square, Grey, Flair Glass

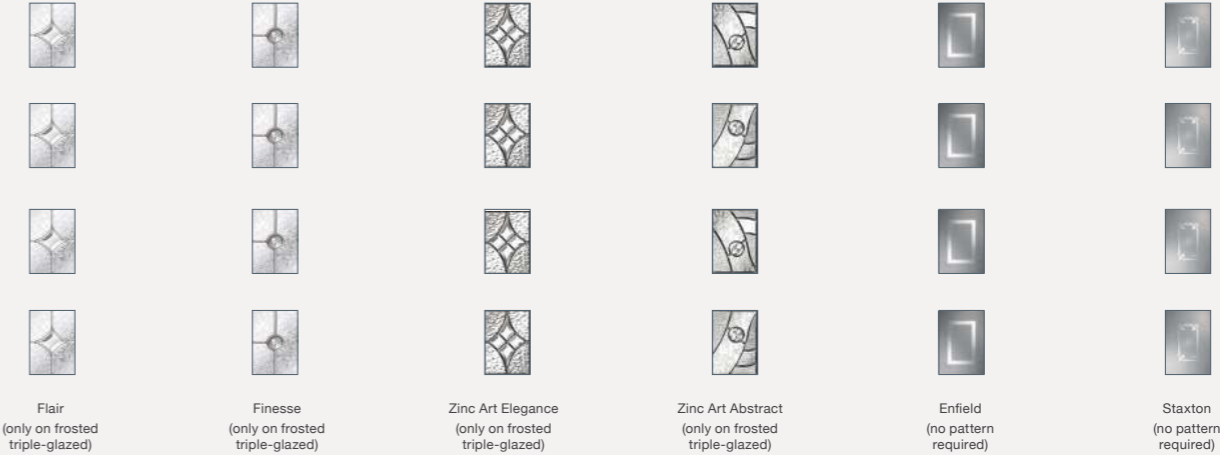
4 Square



Colours



Glass Designs



Circle



Colours



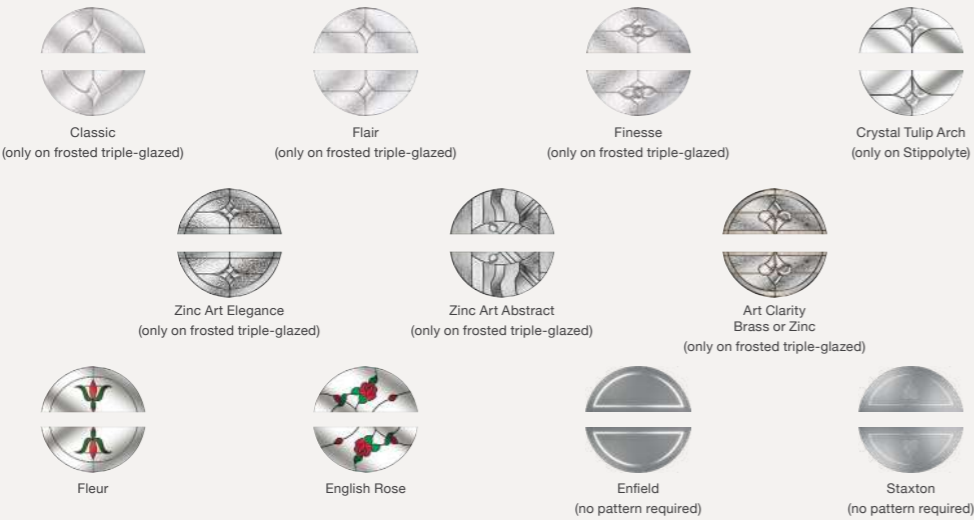
Mid Square



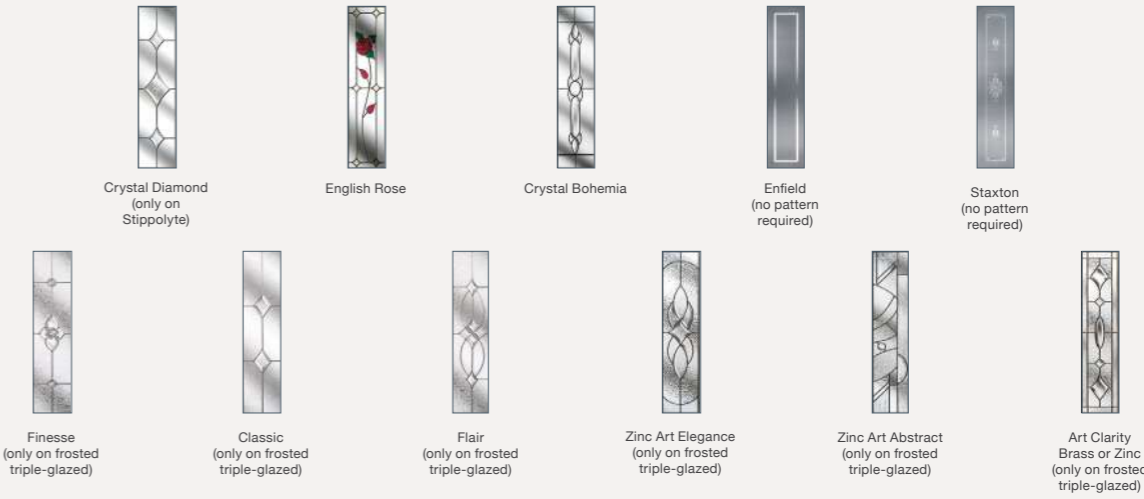
Colours



Glass Designs



Glass Designs




Cottage Long



Colours



Glass Designs



Cottage Long, Grey, Square Bar Handle, Kensington Glass

Mid 3 Square



Colours

Red	Poppy Red (High Gloss)	Duck Egg Blue	Blue	Pastel Blue	Turquoise Blue	Purple Violet
White	Cream	Pebble Grey	Agate Grey	Grey	Black Brown	Black
Green	Fern Green	Chartwell Green	Darkwood	Oak		



Glass Designs

Classic (only on frosted triple-glazed)	Finesse (only on frosted triple-glazed)	Flair (only on frosted triple-glazed)	Zinc Art Elegance (only on frosted triple-glazed)	Enfield (no pattern required)	Staxton (no pattern required)



Mid 3 Square, Cream, Long Bar Handle, Flair Glass

Cottage Halfglaze



Colours



4 Panel




6 Panel



Cottage



Colours



Glass Designs



Crystal Diamond
(only on Stippolyte)



Crystal Harmony
Blue, Green, Red or Frost



English Rose



Enfield
(no pattern required)



Brass Art Clarity
(only on frosted triple-glazed)



Zinc Art Elegance
(only on frosted triple-glazed)



Zinc Art Abstract
(only on frosted triple-glazed)



Staxton
(no pattern required)

Composite Side Panel



Colours

Red	Poppy Red (High Gloss)	Duck Egg Blue	Blue	Pastel Blue	Turquoise Blue	Purple Violet
White	Cream	Pebble Grey	Agate Grey	Grey	Black Brown	Black
Green	Fern Green	Chartwell Green	Darkwood	Oak		



Glazed Side Panel



Frame Colours

White	Whitegrain	Mahogany	Cherrywood	Oak
Black Brown	Chartwell Green	Cream	Grey	



Glass Designs

Crystal Diamond (only on Stippolyte)	Finesse (only on frosted triple-glazed)	English Rose	Crystal Bohemia	
Classic (only on frosted triple-glazed)	Flair (only on frosted triple-glazed)	Zinc Art Elegance (only on frosted triple-glazed)	Zinc Art Abstract (only on frosted triple-glazed)	Art Clarity Brass or Zinc (only on frosted triple-glazed)

Classic (only on frosted triple-glazed)	Finesse (only on frosted triple-glazed)	Flair (only on frosted triple-glazed)	Enfield (no pattern required)
Zinc Art Elegance (only on frosted triple-glazed)	Zinc Art Abstract (only on frosted triple-glazed)	Art Clarity Brass or Zinc (only on frosted triple-glazed)	Staxton (no pattern required)

Glass Patterns

Clear	Stippolyte™	Cotswold™	Chantilly™	Digital™	Flemish™	Charcoal Sticks™	Florielle™	Oak™
Satin	Autumn™	Minster™	Everglade™	Mayflower™	Contora™	Taffeta™	Pelerine™	Warwick™



Finishing Touches

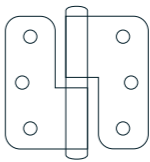
With a large range of finishing options available, you can make your door unique to you. Browse this section to find the right touches to provide the perfect finish to your door.

GLAZING



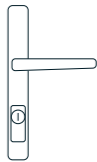
Page 52

HINGES



Page 53

FURNITURE



Page 54

LOCKS



Page 56

SECURITY



Page 57

WEATHER PROOF




Page 59

Glazing

The range of glass options add character to your door and light to your home, whilst still offering you complete privacy.

Glazing Patterns and Backing Glass



Hinge Options

SFS 2D-C Hinge



The SFS 2D-C Hinge features precise 2D adjustments, including +6mm/-2mm height adjustment and +/-2mm lateral adjustment, guaranteeing perfect alignment along with superior performance and reliability.

Available in a range of finishes, the 2D-C hinge adapts to various design themes.

SFS 2D-F Hinge



The SFS 2D-F Hinge features precise 2D adjustments, including +/-4mm height adjustment and +/-3mm lateral adjustment, guaranteeing perfect alignment.

Available in a range of finishes, the 2D-F hinge has self-lubricating pins which guarantee fluid motion and silent operation without the need for maintenance.

Trojan 3D Adjustable Hinge



The Trojan Adjustable Hinge offers a perfect blend of innovation and quality, ensuring your doorsets remain perfectly aligned for years of trouble-free operation. Designed for easy adjustments, this hinge guarantees a seamless fit every time.

Trojan Athena Hinge



The Trojan Athena Hinge combines strength and elegance, making it ideal for composite doors. Despite its slimline appearance, this hinge offers impressive load-bearing capabilities, perfect for many applications. With full float technology, the Athena hinge facilitates simple and accurate 3D adjustments, ensuring a perfect fit every time.

Contemporary Furniture

Long Bar

Long Bar Handle
(offset)

Pull Escutcheon
OR handle show above inside

Ingot Knocker

Bar Knocker

Bow Handle

Long Bow Handle

Short Bow Handle

Pull Escutcheon
OR handle show above inside

Ingot Knocker

Bar Knocker

Classic

Central Knob

Pull Escutcheon
inside

Ingot Knocker

Square

Square Bar Handle
(offset from the fixings)

Pull Escutcheon
inside

Square Knocker

Handleless

Pull Escutcheon

Pull Escutcheon
inside

Ingot Knocker

Handleless Option



High Lock Option



Availability by Door Style

Long Bar				✓				✓	✓	✓			✓	✓	
Bow Handle	✓	✓	✓	✓	✓	✓	✓	✓	✓	✓	✓	✓	✓	✓	✓
Square															
Classic*	✓	✓	✓	✓	✓	✓	✓	✓	✓	✓	✓	✓		✓	✓
Classic High*	✓	✓	✓	✓				✓	✓	✓		✓		✓	
Square Bar				✓				✓	✓	✓			✓	✓	
Handleless	✓	✓	✓	✓	✓	✓	✓	✓	✓	✓	✓	✓	✓	✓	✓
Page ref.	14	12	15	23	19	18	26	47	25	23	20	22	16	47	24

Long Bar	✓	✓	✓	✓	✓	✓		✓	✓			✓			✓	✓		✓	✓	✓
Bow Handle	✓	✓	✓	✓	✓	✓	✓	✓	✓		✓	✓			✓	✓		✓	✓	✓
Square	✓	✓	✓	✓	✓	✓		✓	✓		✓		✓		✓	✓		✓	✓	✓
Classic*	✓		✓		✓	✓	✓		✓		✓	✓	✓		✓				✓	
Classic High*	✓		✓						✓		✓	✓	✓					✓		
Square Bar	✓	✓	✓	✓	✓	✓		✓	✓				✓		✓	✓		✓	✓	✓
Handleless	✓	✓	✓	✓	✓	✓	✓	✓	✓		✓	✓	✓		✓	✓		✓	✓	✓
Page ref.	30	34	47	44	41	36	46	38	38	38	40	36	36	36	41	37	37	42	42	33

Long Bar	✓	✓	✓	✓	✓		✓	✓			✓			✓		✓	✓
Bow Handle	✓	✓	✓	✓	✓	✓	✓	✓			✓			✓		✓	✓
Square	✓	✓	✓	✓	✓		✓	✓			✓			✓		✓	✓
Classic*	✓			✓	✓	✓		✓		✓	✓	✓					✓
Classic High*	✓			✓				✓		✓	✓	✓					✓
Square Bar	✓	✓	✓	✓	✓		✓	✓			✓			✓		✓	✓
Handleless	✓	✓	✓	✓	✓	✓	✓	✓		✓	✓			✓		✓	✓
Page ref.	30	34	47	44	41	46	38	38	38	36	36	36	36	37	37	42	42

Locking Options

We know a secure door is important to our customers, and that’s why our range of locks, cylinders and handles are tested, certificated and accredited to industry standards. The combination of these locks and a reliably strong structural frame make our doors unrivalled in terms of the peace of mind they offer.

Yale Lockmaster



Developed and tested to deliver superior security and ease of use. British made and featuring a combination of hooks and anti-lift bolts for proven and reassuring protection.

Winkhaus AV2



The Winkhaus AV2 Lock offers automatic multi-point locking for composite doors, engaging as soon as the door is closed. With solid anti-pushback hooks and a robust deadbolt, it ensures high security without the need to lift a handle. Available in various finishes, the AV2 lock combines ease of use with superior protection, making it ideal for residential and communal entrances.

Winkhaus Trulock



The Winkhaus Trulock is a multi-point locking system designed for composite doors, providing reliable security and smooth operation. Featuring high-security nickel-plated steel hooks and a robust gearbox, it ensures maximum strength and durability. The Trulock is approved by the Police ‘Secured by Design’ initiative, offering peace of mind with enhanced protection.

GU Slam Lock



The GU Slam Lock provides automatic multi-point locking for composite doors, securing all locking points as soon as the door is closed. The GU Slam Lock combines convenience with robust protection, making it ideal for residential and commercial applications.

Enhanced Security

We go beyond mere functionality; we prioritise your safety and peace of mind. Choose from our enhanced security options and experience a new standard of protection for your home.

Secure Guarantee (on Ultion Locks)



In the unlikely event that you’re burgled and the intruder gains entry by snapping the Ultion cylinder you’ll get a £5000 compensation and the door repaired or replaced. Activate your guarantee together for free at www.door-stop-doors.co.uk.

Ultion Sold Secure Diamond Option



The Ultion cylinder has passed all major British standards test for security without the need for cylinder protectors or extra secure door handles. These tests include the highest TS007 standard (3 star) and the extended Sold Secure Diamond test, which is more rigorous and designed by the Master Locksmith Association.

Yale Platinum



Approved to TS007, the Platinum 3 Star cylinder is endorsed by the Police Secured by Design scheme and provides several separate lines of defence - Anti-Snap, Anti-Pick, Anti-Bump, Anti-Screw, Anti-Pull and Anti-Drill - for optimum security.

Avocet



The ABS (Avocet Break Secure) lock is a high-security euro-cylinder used in police and council crime prevention programs. The lock is an easy upgrade from standard euro cylinders and has immediate snap-secure protection to help prevent break ins.

Police Recognised - Secured by Design



If anyone knows about security, it’s the Police. Our Secured by Design option meets their national standard for safer homes. It’s recognised by many insurance companies. So as well as enjoying an added sense of safety, you could get a discount on your home insurance cover, too.

Energy Ratings

Every Door-Stop door is issued with a bespoke energy rating certificate – based on expert data from the Build Research Establishment and accredited by the British Fenestration Ratings Council (BFRC).



Standard Glass	D	D	D	A+	D	D	D	A+	A+	A+	D	D	D	A+	D
Thermal Glass	B	B	B	A+	B	B	B		A+	A+	B	B	B		B
Triple Glazed	B	B	B	A+	B	B	B		A+	A+	B	B	B		B

Standard Glass	A+	D	A+	D	A+	A+	D	A+	A+	A+	D	A+	A+	A+	D	D	D	A+
Thermal Glass	A+	B		B	A+	A+	B	A+	A+	A+	B	A+	A+	A+	B	B	B	A+
Triple Glazed	A+	B		B	A+	A+	B	A+	A+	A+	B	A+	A+	A+	B	B	B	A+

Standard Glass	A+	D	A+	D	A+	D	A+	A+	A+	A+	A+	A+	A+	D	D	D	D	D
Thermal Glass	A+	B		B	A+	B	A+	A+	A+	A+	A+	A+	A+	B	B	B	B	B
Triple Glazed	A+	B		B	A+	B	A+	A+	A+	A+	A+	A+	A+	B	B	B	B	B

GRP – The Longest Product Lifespan

Information from HAPM (Housing Association Provident Mutual) and BRE (Building Research Establishment)

Door Type	Expected Life	Maintenance
Softwood Door	25 Years	Paint, 5 Years
Hardwood Door	35 Years	Paint, 5 Years
Steel Composite Door	30 Years	Wipe Clean
PVC Composite Door	25 Years	Wipe Clean
GRP Composite Door	35 Years	Wipe Clean
PVC Panel Door	20 Years	Wipe Clean



Rainfall Tested



The average rainfall in the UK is between 700mm a year in East Anglia and 3,000mm a year in the Scottish Highlands.**

WATERTIGHTNESS Tested in accordance with BSEN 1027	AIR PERMEABILITY Tested in accordance with BSEN 1026	WIND RESISTANCE Tested in accordance with BSEN 12211
---	---	---

All the information in this brochure is provided for guidance only and is given in good faith, but without warranty or guarantee of any kind, whether implied or expressed.

Our policy is to continually improve products. Therefore methods, materials and changes of specification may be made from time to time without prior notice.

Colour samples printed in this publication should only be used as a guide and are as accurate as our printing process allows.

Glass images are reproduced and are the © copyright of Pilkington plc.

All other images are the © copyright Door-Stop International Ltd, a Masonite Company.

